



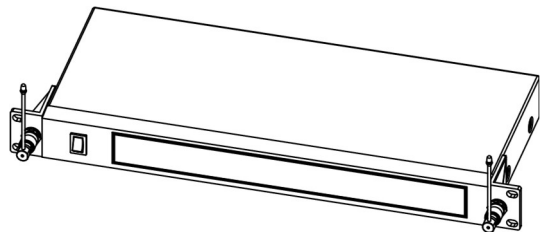
DAEWOO

DWS-AD85

Wideband 4-Channels Antenna Divider



9001:2015



DWS-AD85 Installation and Operation

The **DWS-AD85** is a UHF band distribution system for use with diversity wireless receivers. It provides isolated antenna feeds for up to four UHF diversity wireless receivers.

The **DWS-AD85** has two BNC antenna inputs, one for each antenna of a diversity wireless system. Each channel provides amplification to restore the loss due to signal-splitting. Each nominally unity-gain antenna input/amplifier section has four isolated BNC outputs.


In the box



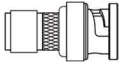
DW-AD85
antenna divider



a pair of antennas



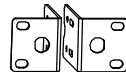
Connection cable
(BNC to PL259) *8



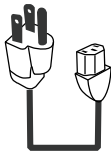
BNC(M)-TNC(F)
adapter *8



DC cable *4



rackmount kit
short bracket *2 + screw *4



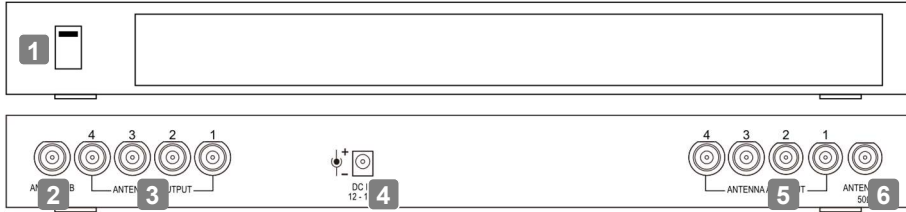
AC power cable



operation manual

**** Remark:** The above specifications are subject to change without prior notice.

Parts and functions



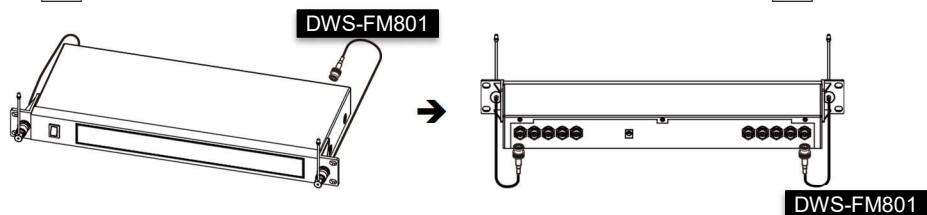
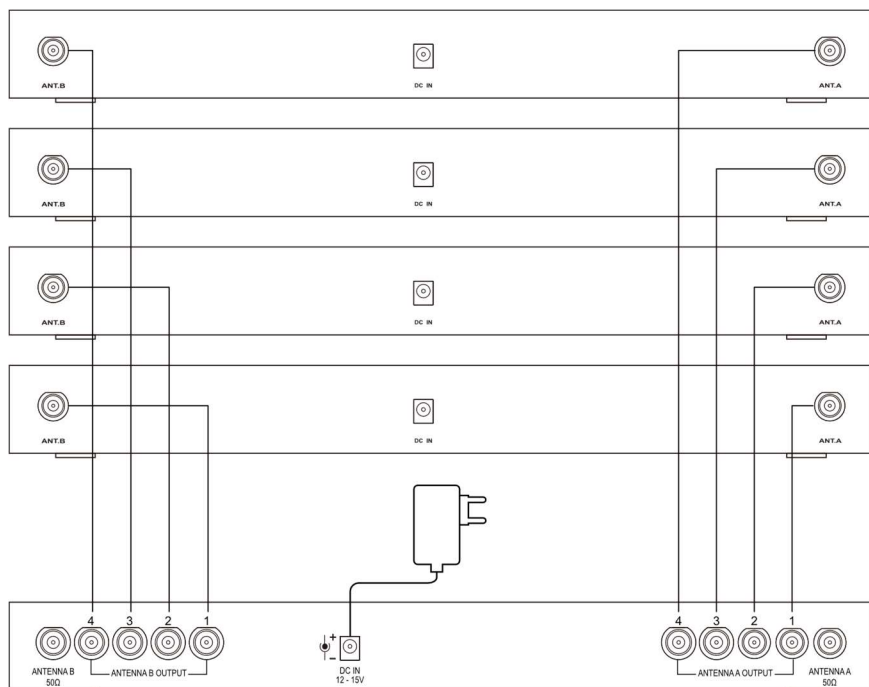
1. Power switch
2. Channel B antenna input jacks (BNC)
3. Channel B distribution system output jack (BNC)
4. DC INPUT jack
5. Channel A distribution system output jacks (BNC)
6. Channel A antenna input jack (BNC)

DWS-AD85 System configuration

The **DWS-AD85** is designed to work with the included UHF antennas or remote antennas, such as the DWS-DA80 & DWS-RA80 ground plane diversity antenna system.

When using remote antennas, RG58 cables of up to 10 meters may be used with little loss. If antenna cable lengths are over 10 meters, RG58 cable is recommended. The remote antennas should be mounted in a clear area away from metal obstructions and spaced at least 1 meter apart. They may be mounted directly on a microphone stand. Unused outputs of the DWS-AD85 antenna distribution system require 50Ω termination.

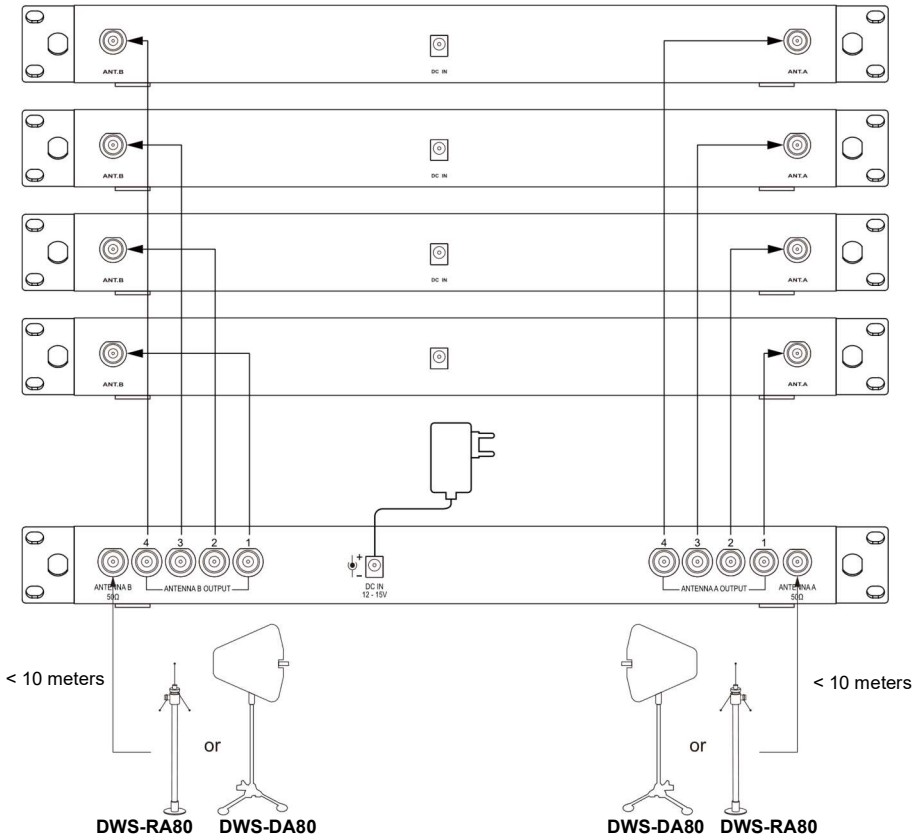
Antenna distribution with UHF antennas



1. Use rack mount brackets and install this divider and receivers on an EIA standard cabinet.
2. Use receiver antennas and install onto the divider's antenna-in connectors.
3. Connect the divider's antenna distribution output connectors to antenna connectors of each receiver with RG58 cables.
4. When mounting the divider and receiver on the EIA standard cabinet, the antennas are recommended to be installed on the mounting brackets with **DWS-FM801** rear-to-front cables (optional) to improve antenna reception.

Antenna distribution with remote antennas (RG58 signal cables < 10 meters)

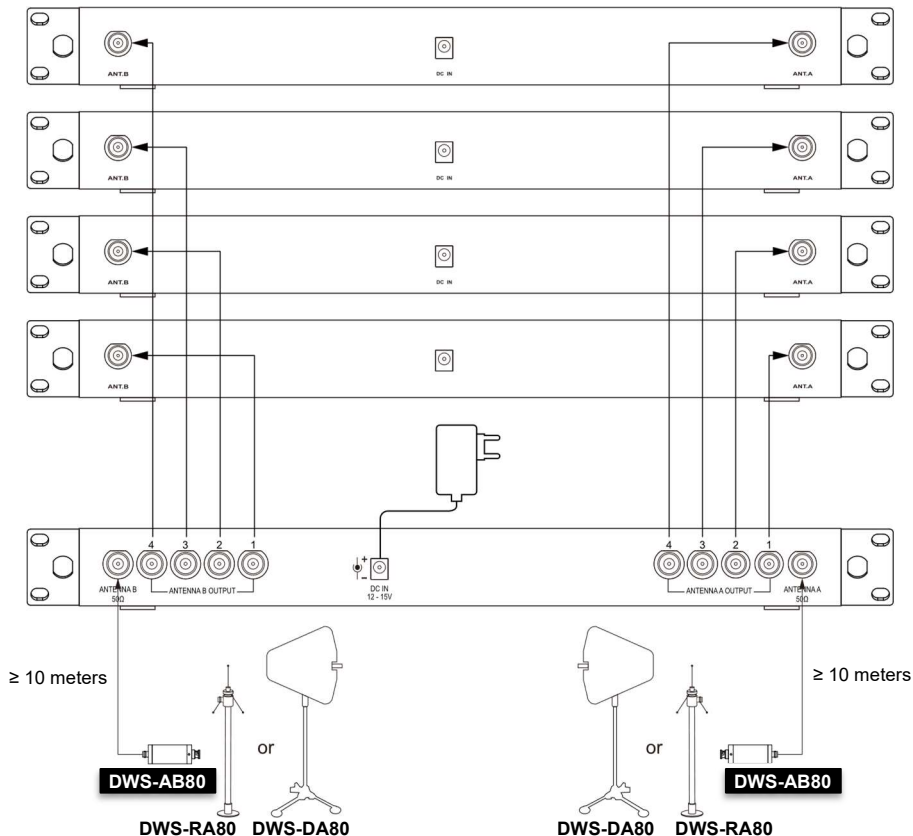
When the divider is intended to install remote antennas (**DWS-DA80 / DWS-RA80**), the RG58 cables that connect the remote antennas with the divider should be less than 10 meters to avoid signal loss.



DWS-AD85, Wideband 4-Channel Antenna Divider

Antenna distribution with remote antennas (RG58 signal cables > 10 meters)

When the divider is intended to install remote antennas (**DWS-DA80** / **DWS-RA80**) and the RG58 cables that connect the remote antennas with the divider are longer than 10 meters, using **DWS-AB80** (antenna boosters) are recommended to compensate the signal loss from cables to achieve optimal receiving performance. The antennas must be directly installed onto **DWS-AB80** before connecting to the divider with RG58 cables.



Antenna distribution with 7 receivers

